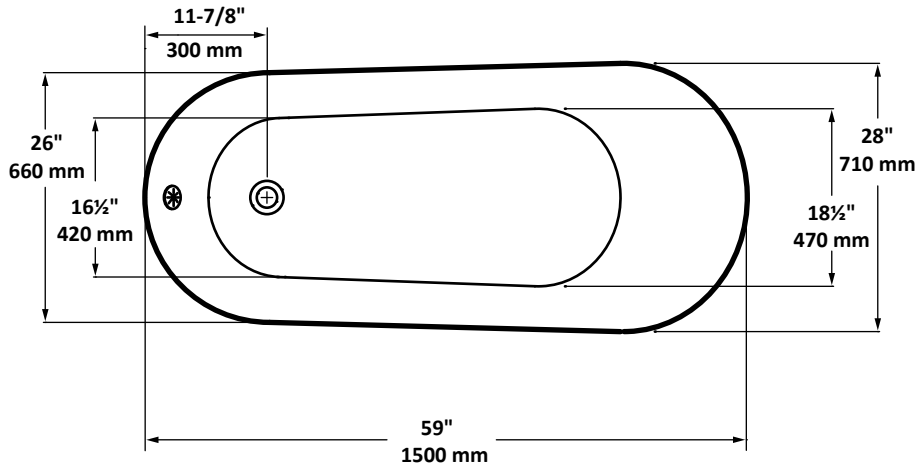


Bain Signature

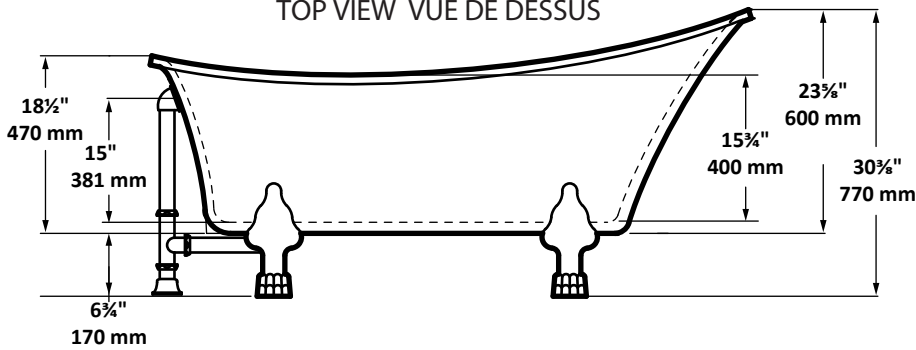
7300 Rue Sherbrooke O,
Montréal, QC H4B 1R7
www.bainsignature.com

Model Modèle:
DIANE-59

Clawfoot bathtub
Bain sur pattes



TOP VIEW VUE DE DESSUS



FRONT VIEW VUE DE FACE

* Dimensions may vary +/- 1/4" (6mm) / Les dimensions peuvent varier de +/- 1/4" (6mm)

| | |
|------------------------|-----------------|
| gallons to overflow / | 40 gal. |
| packaging dimension / | 61 x 30 x 28 in |
| approximated weight / | 120 lbs |
| weight with water / | 454 lbs |
| bathing well at sump / | 47 x 19 in |

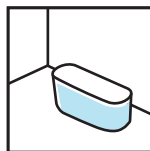


Compliance Certification:

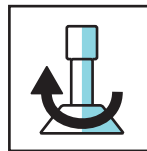
Uniform Plumbing Code
National Plumbing Code of Canada
CSA B45.5-17/IAPMO Z124-2017



Pure acrylic construction reinforced by fiberglass
Construction en acrylique renforcée de fibre de verre



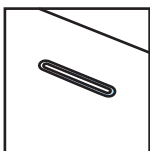
Freestanding installation
Installation autoportante



Adjustable feet
Pattes ajustables



Chrome drain included
Drain chrome inclu



Integrated chrome linear overflow
Trop plein linéaire chrome intégré



CUPC certified
Certifié CUPC

Bain Signature

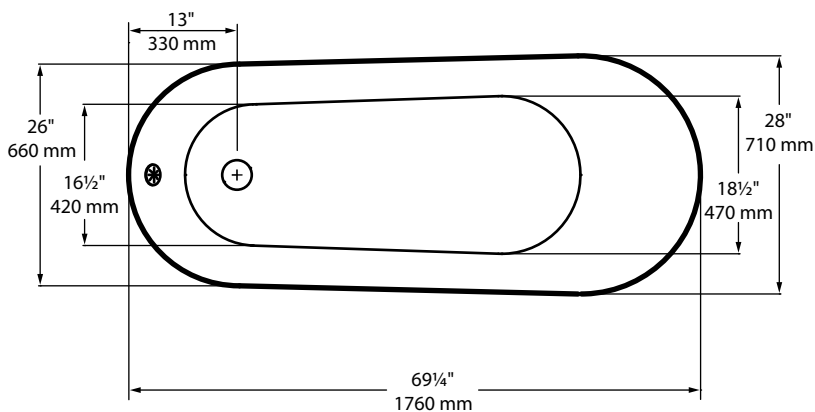
7300 Rue Sherbrooke O,
Montréal, QC H4B 1R7
www.bainsignature.com

Model Modèle:

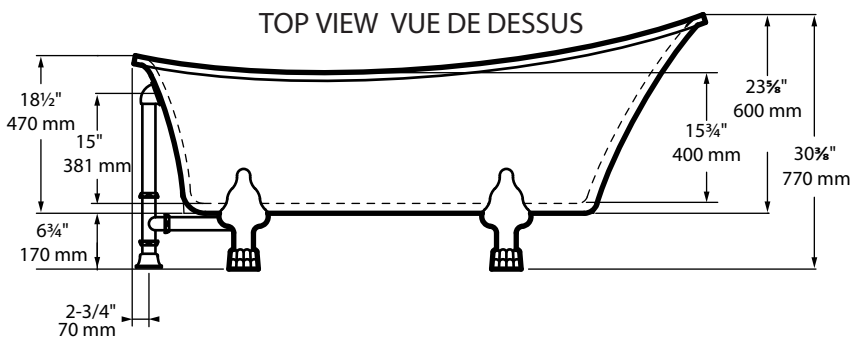
DIANE-69

Freestanding bathtub

Baignoire autoportante




TOP VIEW VUE DE DESSUS



FRONT VIEW VUE DE FACE

* Dimensions may vary +/- 1/4" (6mm) / Les dimensions peuvent varier de +/- 1/4" (6mm)



Compliance Certification:

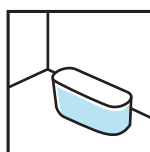
Uniform Plumbing Code
National Plumbing Code of Canada
CSA B45.5-17/IAPMO Z124-2017



| | |
|--|-----------------|
| gallons to overflow / gallon au trop plein | 50 gal. |
| packaging dimension / d'emballage | 72 x 33 x 31 in |
| approximated weight / Poids approximatif | 125 lbs |
| weight with water / poids rempli d'eau | 543 lbs |
| bathing well at sump / dimension interieur au rebord | 47 x 19 in |



Pure acrylic construction reinforced by fiberglass
Construction en acrylique renforcée de fibre de verre



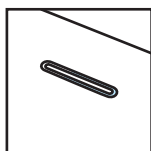
Freestanding installation
Installation autoportante



Adjustable feet
Pattes ajustables



Chrome drain included
Drain chrome inclu



Integrated chrome linear overflow
Trop plein linéaire chrome intégré



CUPC certified
Certifié CUPC