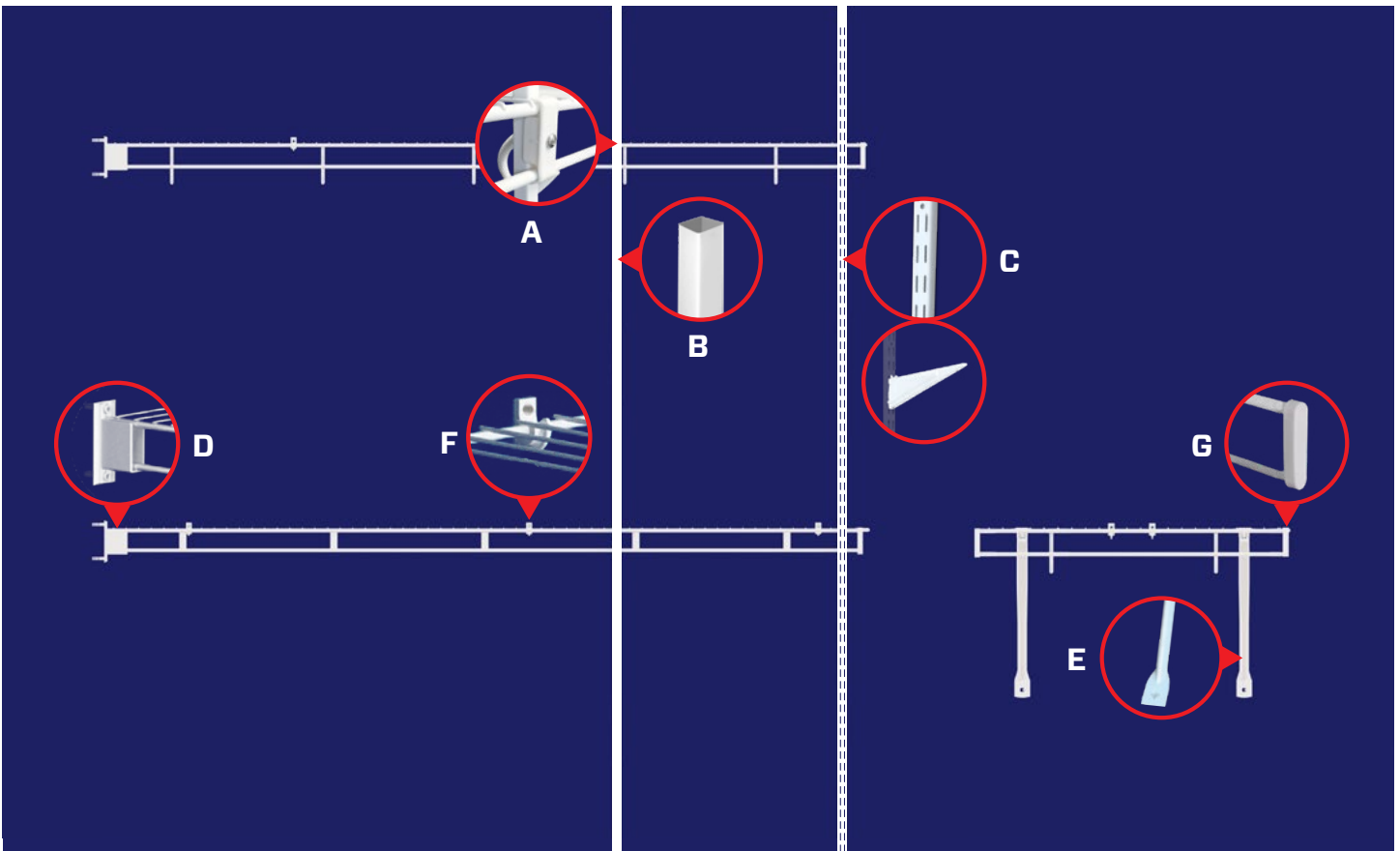


**WIRE SHELVING SPECIFICATIONS****Material:** Steel**Wire Spacing:** 1" between wires**Length:** 12 Ft.**Finish:** White or Satin**Coating:** Powder Coated**Mounting Hardware:** Various configurations available. See diagram on Page 2.

PRODUCT CODE	DEPTH	FINISH	MIN. ORDER	UPC
CS-120S-WHT	12"	White	6 PCs	773967313031
CS-160S-WHT	16"	White	6 PCs	773967313055
CS-120S-SAT	12"	Satin	6 PCs	773967313048
CS-160S-SAT	16"	Satin	6 PCs	773967313062



**MOUNTING HARDWARE**

COMPONENT	MODEL NO.	FINISH	MIN. ORDER	DESCRIPTION
-----------	-----------	--------	------------	-------------

**A. Post Clip**



CS-PCSNRFREE

White or Satin

20 PCs

Secures front of wire shelving to 84" vertical post

**B. 84" Vertical Post**



CS-ALUMPOST84








White or Satin

10 PCs



Used in place of wall support braces when installing 2 or more shelves.

Required Hardware:  
CS-PCSNRFREE (Post Clips)  
CS-POLECAP (Pole Caps)

**MOUNTING HARDWARE**

COMPONENT	MODEL NO.	FINISH	MIN. ORDER	DESCRIPTION
<b>C. 70" Vertical Track</b>				
	CS-STEELPOLE70	White or Satin	12 PCs	Used with support brackets as an alternative to the 84" vertical post to create an adjustable shelving system
<b>C. Support Bracket</b>				
	CS-BRACK12 CS-BRACK16	White or Satin	52 PCs 40 PCs	Attaches to 70" vertical track to mount ALL models of shelving. Available for 12" or 16" wire shelving depths.
<b>D. Sidewall Bracket</b>				
	CS-SWB	White or Satin	100 PCS	Supports the front of wire shelving where it meets the sidewall. For Drywall applications.
<b>D. Pre-Loaded Sidewall Bracket</b>				
	CS-SWBP	White or Satin	100 PCS	Supports the front of wire shelving where it meets the sidewall. For Drywall applications.
<b>D. Pre-Loaded Top Mount Sidewall Bracket</b>				
	CS-SWBP2	White or Satin	25 PCS	Supports the front of wire shelving where it meets the sidewall. For Drywall applications.
<b>E. Wall Support Brace</b>				
	CS-SUPBRACE9 CS-SUPBRACE12 CS-SUPBRACE16	White or Satin	100 PCs	Used in place of vertical supports where height is limited. Attaches to front of wire shelving and back wall. Available for 9", 12" and 16" wire shelving depths.
<b>F. Back Wall Clips (Anchorless)</b>				
	CS-BWCA	White or Satin	100 PCs	Secures rear wire of shelving to the back wall.






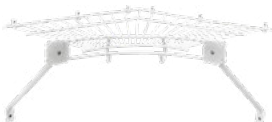
**MOUNTING HARDWARE**

COMPONENT	MODEL NO.	FINISH	MIN. ORDER	DESCRIPTION
<p><b>F. Pre-loaded Back Wall Clips</b></p> 	CS-BWCP	White or Satin	100 PCs	Secures rear wire of shelving to the back wall.
<p><b>F. Pre-loaded Back Wall Clips</b></p> 	CS-BCP	White or Satin	100 PCs	Secures rear wire of shelving to the back wall.
<p><b>F. Pre-loaded Wall Anchor</b></p> 	CS-WAP	White or Satin	100 PCs	Adds support to closet rods and shelf support brackets

**ACCESSORIES**

COMPONENT	MODEL NO.	FINISH	MIN. ORDER	DESCRIPTION
<p><b>G. Double End Cap</b></p> 	CS-DEC	White or Satin	100 PCs	Covers exposed ends of wire shelving

**ACCESSORIES NOT SHOWN IN DIAGRAM**

COMPONENT	MODEL NO.	FINISH	MIN. ORDER	DESCRIPTION
Saddle Clips				
	CS-SADDLE	White or Satin	100 PCs	Secures rear of wire shelving to the back wall. Can be used in place of back wall clips.
Pole Caps				
	CS-POLECAP	White or Satin	25 PCs	Inserts into the ends of 84" Vertical Post <i>CS-ALUMPOST84</i>
Pole Connector				
	CS-POLECONNALUM	White or Satin	25 PCs	Connects two or more 84" Vertical Posts <i>CS-ALUMPOST84</i>
Shoe Support Bracket				
	CS-SHOE	White or Satin	25 PCs	Attaches to rear of wire shelving and rests on floor to create an angled shoe shelf
Corner Bracket				
	CS-CORNBRAC	White or Satin	50 PCs	Supports front of wire shelving to keep it level where it meets another shelf in the corner
Corner Shelving Kit				
	CS-CORNEROSSNR12 CS-CORNEROSSNR16	White or Satin	1 KIT	(1) Corner Wire Shelving (2) Connectors (2) Wall Support Braces (6) Back Wall Clips (2) Wall Anchors (1) Spanner Wrench