

ALL-WEATHER BUTYL FLASHING TAPE

AIR BARRIER | VAPOR BARRIER

RESISTO ALL-WEATHER BUTYL FLASHING TAPE is designed for air and vapor barrier waterproofing as a window flashing membrane and for openings and transitions while offering excellent adhesion even in cold weather.

- Self-sealing
- Installation in cold weather

PRODUCT PURPOSE

Application	Waterproofing	
Building Part	Door and window frames	
Substrates	Masonry	Gypsum
	Wood	PVC
	Metal	House wrap
	Polyethylene	EPDM

PRODUCT CHARACTERISTICS

Technology	Rubberized butyl
Surface	Polyethylene film
Underface	Silicone release film
Installation Method	Self-adhesive
Operating Temperature	-40 °C to 93 °C (-40 °F to 199 °F)
Maximum exposure	180 days

PACKAGING

Code	Width		Length		Thickness		Net Area		Brute Area		Quantity (per pallet)
	cm	in	m	ft	mm	mils	m ²	ft ²	m ²	ft ²	
22767	10	4	22.9	75	0,42	17	2.29	24.65	2.29	24.65	324
22858	15	6	22.9	75	0,42	17	3.44	36.97	3.44	36.97	216
22860	23	9	22.9	75	0,42	17	5.27	56.69	5.27	56.69	144
22859	30	12	22.9	75	0,42	17	6.87	73.95	6.87	73.95	108

PROPERTIES

Properties	STANDARDS	ALL-WEATHER FLASHING TAPE
Tear resistance, MD/XD	ASTM D 751	20N / 28 N
Adhesion to different substrates*	ASTM D 3330 AAMA 711 required > 0,26 N/mm	Pass
Adhesion after exposure to high temperature	ASTM D 3330 - AAMA 711 level 3 7 days @ 80 °C	Pass
Adhesion after water immersion	ASTM D 3330 AAMA 711	Pass
Water vapour transmission	ASTM E96 - Method A	< 2.5 ng/Pa•s•m ² (< 0.04 perm)
Air permeability, 75 Pa	ASTM E 2178	< 0,001 L/s•m ²
Tensile strength	ASTM D 5034 AAMA 711	Pass

(All values are nominal)

ALL-WEATHER FLASHING TAPE




RESISTO

PROPERTIES (CONTINUED)

Properties	STANDARDS	ALL-WEATHER FLASHING TAPE
Nail sealability	AAMA 711	PASS
Low temperature flexibility	AAMA 711	-40 °C (-40 °F)

*Meets and exceeds the requirements of the AAMA 711 standards for adhesion to substrates such as polyethylene, OSB, house wrap membranes, aluminium, plywood, gypsum, vinyl and to itself.
Complies to CSA A440.0-07
(All values are nominal)

INSTALLATION

Storage	Rolls should be stored upright. If the product is stored outdoor, cover them with an opaque protective cover after removal of the delivery packaging. Shelf Life (at 25 °C (77 °F)) : 36 months from date of manufacture. Recommended Storage temperature : 16 °C to 27 °C (61 °F to 81 °F) at 40 to 60% relative humidity.			
Minimum Application Temperature	-15 °C (5 °F)			
Complementary products	REDZONE CORNER GUARD			
Tools Required		Smoothing roller		Knife
		Tape measure		
Surface Preparation	The substrate should be clean, sound, dry and free of loose materials, grease and any contaminants, which may compromise the performance of the product.			
Installation	<ol style="list-style-type: none"> 1. Cut the tape and properly position it on the surface to cover. 2. RESISTO ALL-WEATHER FLASHING TAPE is applied directly to substrate, align membrane and remove silicone release paper. All membrane overlaps must be a minimum of 50 mm (2 in). 3. Once installed, a pressure must be applied over the whole surface using a hard roller to ensure a perfect adhesion. 4. Each time a corner is to be covered with RESISTO ALL-WEATHER FLASHING TAPE, a gusset (small piece of cut membrane) or a REDZONE CORNER must first be applied to seal the corner. 			
Tricks / Tips	Urethane can be sprayed on top of RESISTO ALL-WEATHER FLASHING TAPE. Note that, when urethane is applied to joints, door frames or window, ends, and the building perimeter, the membrane must be mechanically fastened to the support beforehand by means of a metal bar provided for this purpose.			
Recommendations/ Limitations	RESISTO ALL-WEATHER FLASHING TAPE can be used in conjunction with REDZONE membranes and REDZONE STICK VP*. *The use of EXTERIOR PRIMER is recommended to apply over REDZONE STICK VP. Contact RESISTO technical services for application under -15 °C (5 °F).			

